

# MEGA PROF SHREDDER



**ELIET**®



20  
03

Discontinuation of the original Mega Prof model in 2011 left a gap in the market. Although plenty of manufacturers were offering wood shredders in the 13 cm to 16 cm category, the supply of real green-waste shredders was practically non-existent.

With over 20 years of experience, ELIET is internationally recognized as an expert in this field and were receiving more and more requests for advice on filling this hole in the market. The time was ripe for a Mega Prof reboot.

Ever since ELIET invented the mobile shredder in 1996, interest in the concept has only grown. This same period saw increasing demand for machines more powerful than the Super Prof, the largest model at that time.

In 2003, ELIET decided to develop a 31 hp diesel shredder based on its unique shredding system: and the first Mega Prof was born.



old NEW

20  
17

After a 6-year absence, ELIET unveiled its all-new Mega Prof at the Demo Park 2017 trade show in Germany.

### irresistible

With its latest Mega Prof, ELIET is introducing a universal all-purpose shredder that will win over landscapers and municipalities far and wide.

The unique ELIET shredder principle, combined with a powerful 33 hp turbo diesel engine, offers astonishing performance and a capacity of over 15 cm. In order to make the most of this shredder power, our designers took great care to ensure the comfort and ergonomics of the feed system - not only for overgrown branches, but especially for large volumes of varied pruned material.

The machine also comes standard with the innovative ECO-EYE™ system. This minimizes fuel consumption and ensures low emissions and noise. This way, environment, ergonomics and economics go hand-in-hand.



### Who is it for?

The Mega Prof will appeal to any group seeking an **extra boost in efficiency** with a multi-purpose shredder.

This new ELIET machine was primarily designed to meet the demand from professional landscapers for a multi-purpose shredder that can make quick work of branches under the firewood limit (max. 15 cm), and that can also handle all other voluminous leaf and green waste arising during day-to-day pruning work.

This unique combination lets you shred all pruned waste directly onsite, so you don't waste time loading, transporting, unloading and processing the "unworkable" green waste offsite.

### Hitch and go!


As its inventor, ELIET is the standard-bearer for the mobile shredder. Although a mobile shredder is the ideal solution for many landscapers, another key group of professional gets no added value from the additional flexibility, due to their work environment.

Thanks to its capacity, the Mega Prof chews right through high volumes of waste. Thus, this machine is especially suited to groups dealing with large volumes on a daily basis. Because accessibility is often not an issue on their worksites (public spaces, parks, cemeteries, landscaped gardens, forests, etc.), ELIET decided to launch an ON-ROAD Mega Prof model on a trailer.



The chassis is a sturdy, fully welded and galvanized frame. This rigid frame rests on a spring-loaded axle with a wheelbase of 180 cm. In combination with a low center of gravity, this provides excellent road holding. The trailer is fitted with a height-adjustable support wheel and two extendable support legs that enable stable setup once unhitched. It comes standard with chocks.

The gasoline model comes standard with an overrun brake.



### <750 kilograms

Despite its impressive shredding capacity, the Mega Prof is lightweight.

ELIET engineers have successfully kept the weight below 750 kg. That means you can transport the shredder on public roadways with a standard driver's license. Thanks to its low deadweight, practically any vehicle can tow the Mega Prof.

In addition, the machine's excellent weight distribution enables quick and easy movement by hand.





# universal shredder

Like all ELIET shredders, the Mega Prof is a real green-waste shredder. Green waste is a lot more than just wood. The diversity of plants in yards and parks means that pruning work creates a wide variety of green waste. Moreover, waste composition and the leaf and moisture content can vary widely depending on the season. Finally, all of this green waste must be recycled into compost. To ensure optimal composting, green waste must be shredded.

With its shredders, ELIET aims to maximize the amount of varied pruned waste processed onsite, in order to minimize logistics.

other yard waste   green waste   shrub waste   branches

©tulinorm.com



CHOPPING principle™

## ELIET CHOPPING PRINCIPLE™ LET THE WOOD DO THE WORK

ELIET has developed and patented a unique shredder system, the Chopping Principle™. Just like a wood axe, the blades hack through the wood by going with the grain. The green waste is converted into small chips in a splitting and cutting cycle. This creates shredding material with quick-composting properties.


The main advantage of the ELIET Chopping Principle™ is still its low power consumption. It is easier to cut wood by going with the grain, and this shredder system takes full advantage of this. That's how ELIET shredders achieve higher performance with less engine power. All of this means energy savings and less noise for you.

## LOW-MAINTENANCE BLADES

Cutting with the grain is far less demanding on the knife edge. If the blades become dull from work, this will only have a minor effect on machine performance. Even if foreign objects, such as sand or pebbles, end up in the machine, this will hardly have any effect on its efficiency.

The blades are easy to sharpen without disassembly. The 24 reversible Resist™ blades have an average service life of up to 200 hours\*.

\*The indicated service life is not guaranteed and depends on maintenance, load and type of material processed.



## shredder volume

Fitted with a low and wide feed hopper and an impressive feed roller, the Mega Prof can shred thick branches of up to 15 cm as well as large bundles of voluminous green waste. No need to sort pruned waste or trim branches first. A huge time-saver!



+15 cm



## AXELERO™

The finely cut material that fall through the mesh of the calibration screen end up in a second chamber, where the ELIET Axelero™ runs. This is a symmetric fan that collects the material on a blade using a spiral. The center impeller discharges the material from the shredder at high speed through the discharge chute.

The high fan speed also creates a suction force that draws its air supply through the feed hopper. This creates a support vacuum for infeed and a purging airflow to prevent blockages.



## BioTech™ chips

The cutting process with the Chopping Principle™ crushes and frays the chips intensively. This lends the BioTech™ chips a favorable fiber structure that breaks down easier.

After shredding, the Axelero™ discharge system blends the leaf and wood chips together thoroughly into a mixture with a homogeneous composition and moisture balance. This way, BioTech™ Chips help boost composting system performance.



# feed & discharge

Shredder efficiency estimates tend to fixate on engine power. But your processing speed is highly dependent on how easy you can feed in pruned waste. That's why the Mega Prof boasts not only a powerful engine, but also a highly ergonomic feed system for the user. The specially designed chip discharge system marks yet another distinctive feature.



## THE DISCHARGE CHUTE

The discharge chute of the Mega Prof is a true feat of engineering. The shape prevents turbulence, and the curve is calculated based on the optimal path for flying chips. This gives the machine a phenomenal discharge range. Making the discharge chute from high-quality plastic was also a conscious choice.



280°

The material is seamless, corrosion-resistant, perfectly smooth and also low-noise.

The low air-resistance helps prevent chute blockages. The discharge chute has a design height of 2.3 m and can be rotated 280°.

## SMART CONTROLS

For the feed roller controls, every side of the hopper is fitted with a set of robust push-buttons. The buttons are fully visible and within reach at all times. Integrated LED lighting in the buttons also gives a clear remote indication of the direction of rotation of the roller.



## FEED ROLLER

The gripping force of the feed roller is critical for controlled intake of branches and large bundles of pruned waste.

The Mega Prof has a feed roller with a diameter of up to 30 cm. Combined with a width of 48 cm, this gives you massive throughput for blade system control. With its high gear racks and progressive pressure build-up, the roller does not lose its grip on piles of twigs or other fine and leafy pruned waste.



## DIVERTERS

The introduction of two-part diverters is innovative in this market segment.

When the discharge angle is set, the two diverter parts deflect the chip stream in a smooth line. This keeps the stream tighter and makes it easier to aim at the discharge target.

You can also set the material stream short enough to deposit the material next to the machine. Valve adjustment is continuous.

## SPEED CONTROLLER

The Mega Prof comes standard with a speed controller. You can use push buttons on the control panel to adjust the speed of the feed roller continuously to the material type and desired processing speed or material size.



## LARGE FEED HOPPER

The striking feature of the feed hopper is its wide base, which does not taper towards the feed roller. The open top of the hopper provides a free feeding tray measuring 1 meter in length. The feed threshold is at hip height. The slight incline of the hopper base enhances feed ergonomics and reduces kick-back.

## FOLDING DISCHARGE CHUTE

In order to deposit the shredded material at the desired location, the discharge chute towers high over the machine. During transport however, the discharge chute creates excessive drag, needlessly increasing vehicle fuel consumption. For this reason, ELIET's engineers designed the discharge chute to be easy to fold down and secure.

This makes for a streamlined machine that is 1.85m high and stays perfectly within the wake of the vehicle.



# diesel

For powerful machines, professionals often prefer diesel engines for their durability, torque and fuel economy.

For the Mega Prof, ELIET opted for the reliable Kubota diesel engine. This water-cooled 3-cylinder engine offers 33 hp, as well as a turbocharger for that extra punch. A soot filter is available as an optional feature with the engine.



## powerful engines & smart systems

The key feature of the patented ELIET Chopping Principle™ is using the natural weakness of the wood to cut it. With efficient shredding, the ELIET shredder offers excellent energy savings.

The extremely powerful engines of the Mega Prof shredders explain their unparalleled performance.

According to customer preference, the Mega Prof can be fitted with a gasoline or diesel engine.

# gasoline

As an alternative to diesel, the Mega Prof is also available with a gasoline engine. ELIET enjoys a long-term partnership with B&S Vanguard as our supplier of 2-cylinder gasoline engines.

This Mega Prof model features a built-in "big block" with 37 hp. This air-cooled engine is fitted with the advanced EFI (Electronic Fuel Injection) system. Thanks to its flat power curve, the engine continues working undisrupted under high loads.

With the weight savings from the light aluminum engine block, the Mega Prof chassis, weighing less than 750 kg, can come standard with an overrun brake\*.

\* See page 11 for an example of the overrun brake.



### ANTI-BLOCK MOTOR (ABM) SYSTEM

To ensure that the Mega Prof can handle large volumes of pruned waste by itself and unattended, it comes standard with the ELIET ABM™ System. This electronic system continuously monitors engine speed. Whenever the engine is about to falter under the load and drop below a critical threshold, the ABM system stops the feed roller briefly in order to lighten the load. The engine will quickly come back up to speed. A fraction of a second later, the feed roller will automatically reactivate and the shredder will resume work.

If, in exceptional cases, the engine is nevertheless in danger of an overload, the ABM™ electronics will intervene first and reverse the feed roller to remove the full load from the blades and the engine. Thanks to the ABM™ monitoring system, the operator does not have to stay with the machine during shredding, and can proceed to feed new pruned waste, for continuous machine feed. How's that for optimizing your work hours!

The ABM™ System maximizes shredder performance while also helping minimize power consumption.



### ECO EYE™ SYSTEM

The Mega Prof comes standard with the revolutionary ECO EYE™ by ELIET. This award-winning technology continuously monitors operation.

Whenever the machine is not productive, the speed of the diesel (33 hp) or gasoline (37 hp) engine is immediately set to idle. An infra-red sensor monitors the feed zone. Whenever a person re-enters the zone, the engine comes back up to speed so it is ready to process the next load of pruned waste.

The ECO EYE™ System reduces fuel consumption during downtime. It can save up to 200 liters of fuel a year. This design feature also limits noise and air pollution, thus reducing the impact of the Mega Prof on the environment and immediate surroundings.





# maintenance support

Periodic maintenance is vital in order to keep the shredder in top condition. This often requires some record-keeping for proper adherence to maintenance schedules. The Mega Prof's onboard computer supports this task.

A built-in maintenance alert will go off in due time before major maintenance is required. The machine keeps a separate log of the number of operating hours for the engine and the actual number of shredding hours. This provides better insight into actual machine usage.



## MAINTENANCE-FRIENDLY

Under the "FAST PITSTOP" motto, the machine is designed to be dismantled in record time to access the critical maintenance points. This typically does **not** require any tools. You can perform a quick check-up or routine maintenance at the end of each working day. It also facilitates somewhat more involved maintenance. This keeps the machine in top working order so it can deliver optimal performance every day.

If the machine incurs a defect or fault, the Mega Prof will run its own diagnostics and display the cause of the malfunction. This makes troubleshooting that much faster and easier.



## SIMPLE MAINTENANCE

Sharp blades offer the best performance and lowest power consumption. This makes regular sharpening essential. You can sharpen the Resist™ blades quickly yourself in the machine using a simple angle grinder. Each blade has two cutting edges: if one edge is dull, you can reverse the blades and start afresh.



Large hinged doors protect the engine, filters and drive train. A gas spring provides additional support during opening and keeps the covers safe in retracted position.

The air filter, oil and fuel filters are easily accessible.



The large rear hatch offers easy access to the blade shaft and the Axelero™ discharge system.



\* Example of overrun brake of the Mega Prof gasoline model.



# details

The Mega Prof was developed with an eye for detail and stylish design. Our engineers sought out a symbiosis of functional added value and aesthetic harmony. With this design and these carefully considered details, the Mega Prof will be highly appealing to its target group of leading professionals.



## interface

The main controls on the machine are the control buttons for the feed roller. The large waterproof stainless steel push-buttons are recessed seamlessly into the hopper wall. The LED lighting in these buttons ensures that they are always detectable, even if it gets dark before the end of a workday.



### HANDLES

The large, tightly formed protective covers have just one subtly integrated closure. This special grip ensures that the cover is securely attached to the frame to prevent disruptive vibrations during operation or transport. The grip is fitted with a lock to keep the engine and drive technology safe and secure.




### FUEL TANK

The Mega Prof has an ample 25l fuel tank that ensures the autonomy needed to complete a full shredding workday. The large filling opening is well positioned for fueling without a funnel. An electric level sensor shows the tank level on the LCD display. If the minimum level is reached, a red symbol will light up on the dashboard to alert the user to refill the tank on time.



### OIL

The elegantly designed back of the machine houses the hydraulic oil tank. The ample 15l capacity ensures a lower operating temperature and better hydraulic performance. Periodic maintenance on the hydraulic system is now faster thanks to easily replaceable filter cartridges and a strategically positioned drain plug.



# design

The Mega Prof is a beast of a shredder that mercilessly devours large volumes of pruned waste.

With its efficient shredding technology and powerful engine, the performance of the Mega Prof puts it at the top of its market segment. These energy savings are mainly due to the machine design.

The smooth lines of the large hopper blend seamlessly into the soft rounding of the imposing protective covers and the body of the machine. This design is also a kind of metaphor for the random arrangements of pruned waste that enter and, after aggressive processing in the shredding chamber, ultimately exit the machine in a smooth stream.



# accessories

Landscaping professionals end up in a wide range of unexpected situations in pruning and chipping jobs. In addition, each season presents different issues that affect work. That is why the shredder must be able to work under any conditions while maintaining machine performance and operator comfort.

To ensure optimal Mega Prof performance in any situation, ELIET has developed a range of optional accessories.

## WORK LIGHT

During fall and winter, two seasons in which shredders work overtime, working hours are also limited by daylight.

In order to extend the number of working hours in the morning and evening, the Mega Prof can be fitted with work lighting. The adjustable area light illuminates the feed zone, the feed roller and the discharge zone. This way, darkness does not affect safe working conditions.



## DISCHARGE BUCKET

Naturally, it is recommended to leave shredded material behind on the pruning site to complete the biological life cycle. However, it is not desirable to leave this behind in every situation and is often necessary to remove. A wheelbarrow is the ideal means of transport.

A specially developed discharge bucket can be suspended from the discharge chute to ensure that the chips are caught and removed to a storage receptacle in a controlled manner.



Art. nr. MA 029 001 006

## SCREEN

The purpose of shredding is to recycle worthless green waste into reusable product, thus creating

added value. Material is often a decisive factor for potential applications. The Mega Prof allows you to adjust this. Thanks to the calibration screen, you can control how long the chips stay in the chipping chamber, and thus also how finely they are cut.



Sieve honey comb 35 mm lower part | MA 018 001 018  
Sieve honey comb 35 mm upper part | MA 018 001 019  
Sieve wet material | MA 018 001 020

## COLLISION PROTECTION

If a machine is on a trailer, protruding parts are always the most prone to damage when driving and parking. The illuminated rear bumper of the Mega Prof is one of these vulnerable components. To prevent damage in the event of a collision with an obstacle, an anti-collision bumper is available as an option. In this version, the protruding parts are articulated and normally retracted using spring tension. In the event of a collision, the bumper end can fold away, to avoid permanent damage. After the collision, the bumper automatically returns to its original position by spring action.\*



# technical data sheet



Engine	Kubota D1105 T	Vanguard™ EFI 'Big Block' 4-cycle, V-Twin
Type	Turbo Diesel	Gasoline
Number of cylinders	3	2
Cylinder volume (cc)	1123	993
Emission class	EU Stage III A	EU Stage II a
Power in kW/HP, DIN (rpm)	24.5/33 (3000 rpm)	27.6/37 (3600 rpm)
Max. torque Nm (rpm)	88 Nm (2200 rpm)	73.7 Nm (3400 rpm)
Cooling	Water-cooled	Air-cooled

Tank volume	electric level indicator (with alert)
Capacity	Max diam. 150 mm
Shredding technology	ELIET's patented Chopping Principle™
Rotor	Rotor with 24 ELIET RESIST™/10 blades (service life: 200 hours)
Rotor diameter	400 mm
Cutting width	480 mm
Transmission (rotor)	Direct 2 V-belt PowerBand transmission
Feed system	Hydraulic feed roller dia. 300 mm
Feed speed	Electro-Hydraulic adjustment (on dashboard)
Power control	ELIET ABM = Anti-Block System
Ergonomic feed	Feed height: 800 mm / Vacuum action from the Axelero™
Feed hopper	One-piece welded hopper (no hinges)
	Feed opening: (h x w): 1000 mm x 650 mm
	Open feed zone: 480 x 1000 mm
Simple feed control	LED-illuminated stainless steel push-buttons
Hydraulics tank (volume)	15 l
Discharge system	Replaceable calibration screen diameter: Ø30 mm
	Patented Axelero™ System
	Discharge opening height: 2300 mm
	280° rotatable discharge chute
	Adjustable double discharge valves
	Low-noise, corrosion-proof discharge chute
Safety	Large safety collar around feed opening
	Two emergency stop buttons
	Transparent projectile guard
Compact design	(l x w x h) 3500 x 1700 x 2250 mm
	Quick-folding discharge chute: reduced height: 1850 mm
	Low center of gravity
	Good weight distribution, easy to move by hand
Low-noise machine	Designed for low-noise operation
	Muffled chipping chamber
	Noise-reduction housing around the engine
	LAeq: 90 dB(A) Lw(A): 115 dB(A)
Wheels	Tires 155/70 R13
Trailer chassis	Spring-loaded axle / Wheelbase 1700 mm / Drawbar length 1300 mm / Two stabilizer legs
Parking brake	Brake on jockey wheel + chock
Weight	748 kg
Easy maintenance	Each side is fitted with large lockable hinged doors
	Easily removable side cover for quick access to the engine (without tools)
	Secure rear hatch for quick access to the discharge (without tools)
Environment	Eco Eye system
Standard fittings	Hour counter / Tachometer / Job timer / Maintenance alert / Recommended usage system / Diagnostics system

Options Calibration screen diameter: Ø35 mm / Calibration screen for moist material / Work lighting / Expanded reflectors / Discharge bucket / \*Road lighting with collision absorption (on gasoline model)



# notes

All rights reserved - Printed in Belgium.  
Subject to change in the case of technical modifications or misprints.



**FIND OUT THE WORKING OF  
THE MEGA PROF!**



**MADE in BELGIUM**

© 2017 ELIET EUROPE NV BZ 1048 00003

## **ELIET®**

ELIET Europe NV  
Diesveldstraat 2  
8553 Otegem, BELGIUM  
Phone +32 (0) 56 77 70 88  
Fax. +32 (0) 56 77 52 13  
info@eliet.eu

ELIET USA INC.  
3361 Stafford Street  
Pittsburgh, PA 15204  
Phone +1 412 367 5185  
Fax +1 412 774 1970  
info@elietusa.com  
www.elietusa.com

Imp. UK  
Parts Depot Groundscare Ltd  
Regent Street,  
Colne BB8 8LJ, UK  
Phone +44 (0) 8450 773 773  
Fax +44 (0) 8450 773 446  
sales@psdgroundscare.com  
www.psdgroundscare.co.uk

Your local  
ELIET dealer:

[www.ELIET.eu](http://www.ELIET.eu)